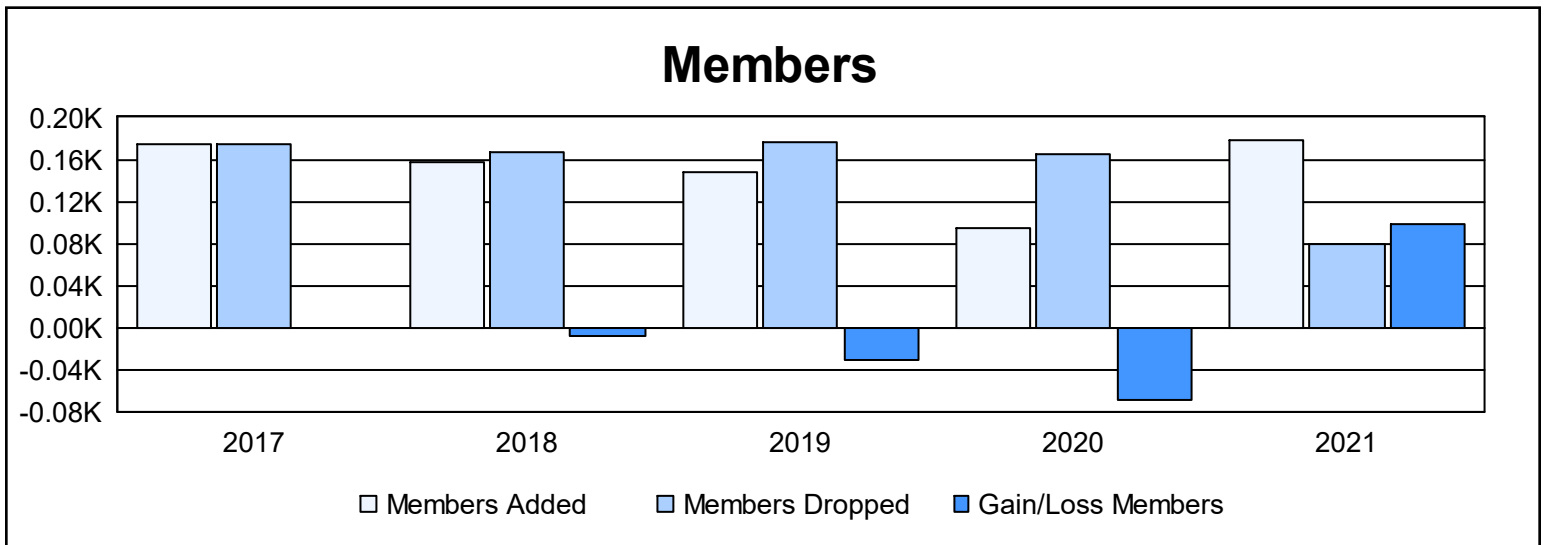
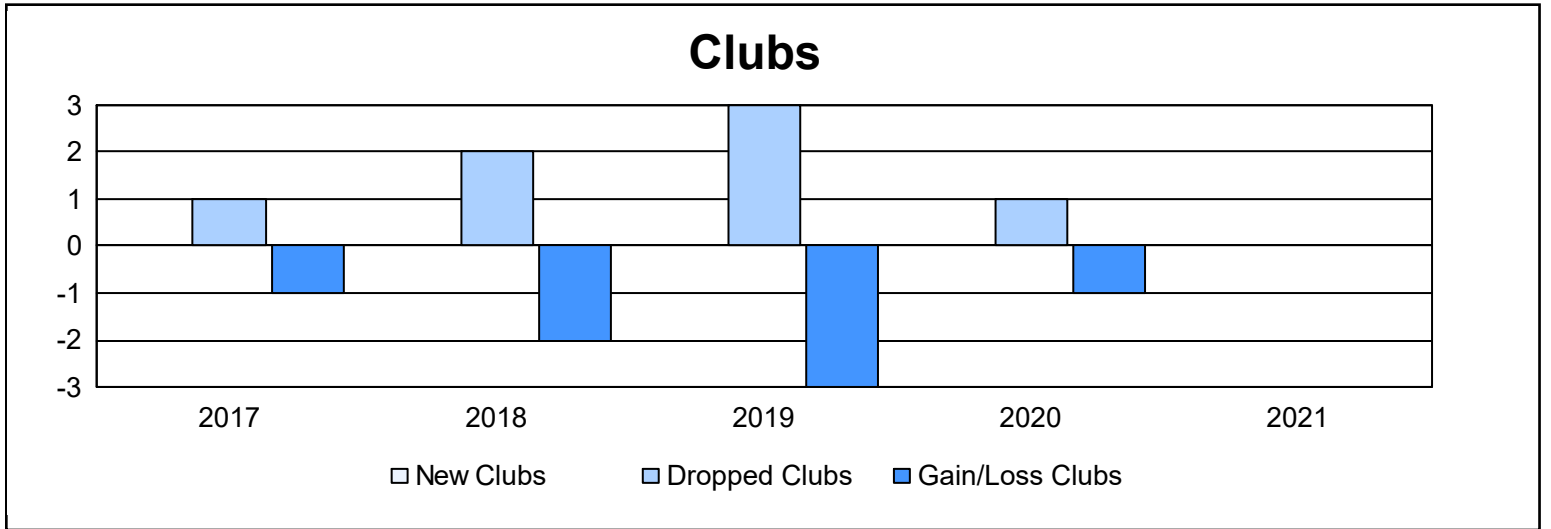
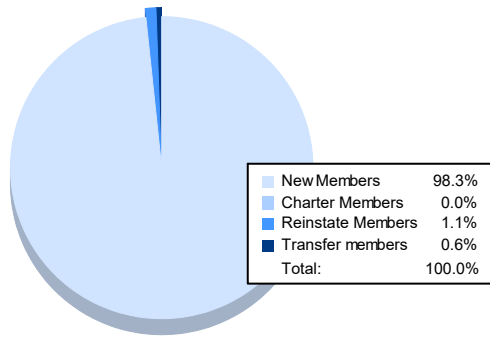


| Year           | New Clubs | Dropped Clubs | Gain/ Loss Clubs | New Members | Charter Members | Reinstate Members | Transfer Members | Total Member Added | Total Members Dropped | Gain/ Loss Members |
|----------------|-----------|---------------|------------------|-------------|-----------------|-------------------|------------------|--------------------|-----------------------|--------------------|
| 2016-2017      | 0         | 1             | -1               | 170         | 1               | 3                 | 1                | 175                | 175                   | 0                  |
| 2017-2018      | 0         | 2             | -2               | 144         | 2               | 10                | 2                | 158                | 166                   | -8                 |
| 2018-2019      | 0         | 3             | -3               | 124         | 12              | 7                 | 4                | 147                | 177                   | -30                |
| 2019-2020      | 0         | 1             | -1               | 87          | 2               | 4                 | 2                | 95                 | 164                   | -69                |
| 2020-2021      | 0         | 0             | 0                | 175         | 0               | 2                 | 1                | 178                | 79                    | 99                 |
| <b>Average</b> | <b>0</b>  | <b>1</b>      | <b>-1</b>        | <b>140</b>  | <b>3</b>        | <b>5</b>          | <b>2</b>         | <b>151</b>         | <b>152</b>            | <b>-2</b>          |



### Membership Composition June 2021 Cumulative



### Gender Composition June 2021 Cumulative

